

2019

2019 10

)

(

□ √

	104,117,892,347.23		105,318,734,827.82	-1.14%
	24,484,857,440.77		25,048,731,454.79	-2.25%
	8,665,530,249.94	9.12%	22,014,178,363.64	-6.29%
	557,960,253.43	-19.89%	1,067,755,825.72	-56.97%
	447,511,508.11	-30.70%	750,656,504.32	-65.62%
	--	--	6,499,224,141.50	-28.37%
/	0.14	-22.22%	0.15	-72.22%
/	0.14	-22.22%	0.15	-72.22%
	2.26%	-0.73%	2.47%	-6.29%

2019 1 1 2019 9 30 145,101,369.86 2019
493,494,767.52

√ □

	152,787,688.63	
	243,404,400.04	
	10,767,741.03	
	-1,883,064.80	
	86,364,950.62	

	317,099,321.40	--
--	----------------	----

1 —

1 —

□ √

1 —

1

10

	127,898	A	107,553			
	B	19,975	H	370		0
10						
		15.33%	445,396,128	0		354,643,395
HKSCC NOMINEES LIMITED		12.84%	373,065,875	0		
		12.54%	364,131,563	0		
		2.07%	60,206,850	0		
500		0.50%	14,435,450	0		
VANGUARD EMERGING MARKETS STOCK INDEX FUND		0.44%	12,912,357	0		
VANGUARD TOTAL INTERNATIONAL STOCK INDEX FUND		0.42%	12,233,170	0		
		0.38%	11,080,044	8,310,033		
		0.38%	11,010,200	0		
		0.34%	9,917,002	0		
10						

m

,

			153,414,000
	60,206,850		60,206,850
500	14,435,450		14,435,450
VANGUARD EMERGING MARKETS STOCK INDEX FUND	12,912,357		12,912,357
VANGUARD TOTAL INTERNATIONAL STOCK INDEX FUND	12,233,170		12,233,170
	11,010,200		11,010,200
	9,917,002		9,917,002
LSV EMERGING MARKETS EQUITY FUND,L.P.	9,154,200	11	9,154,200
10	445,396,128		402,196,128
	43,200,000		
	11,010,200	0	
	11,010,200		

10

10

□ √

10

11		4.44%	2,000,000	0		
	“		167	”	“	
	136	”				
			10			

√ □

	2019 9 30	2018 12 31		
	783,620,411.85	1,213,116,491.46	-35.40%	1
	5,671,647,640.06	4,007,503,281.86	41.53%	2
	3,877,741,117.94	7,926,610,770.86	-51.08%	3
	763,160,000.00	103,000,000.00	640.93%	4
	2,271,206,630.23	4,218,969,554.93	-46.17%	5
	1,078,697,907.67	419,540,133.74	157.11%	6
	2,627,180,153.42	1,777,718,017.48	47.78%	7
	930,173,869.45	2,816,956,481.68	-66.98%	8
	3,043,787,568.44	2,047,948,069.73	48.63%	9

1	35.40%		
2		41.53%	
3	51.08%		
4		640.93%	6.62
5	46.17%		
6	157.11%		
7	47.78%		
8	66.98%		
9	48.63%		12

	2019 1-9	2018 1-9		
	304,096,729.01	240,596,355.69	26.39%	1
	-261,549,886.93	-183,525,156.37	42.51%	2
	268,505,785.14	213,875,626.25	25.54%	3
	286,659,474.62	553,555,763.61	-48.21%	4

1	26.39%
2	42.51%
3	25.54%
4	48.21%

	2019 1-9	2018 1-9		
	6,499,224,141.50	9,073,361,847.59	-28.37%	(1)
	-1,620,520,894.62	-2,476,359,313.37	34.56%	(2)
	-4,486,844,584.52	-4,988,513,761.32	10.06%	(3)

1	28.37%
2	34.56%
3	10.06%

√

√

√

√

√

√

□ √

□ √

□ √

□ √

1

2019 09 30

	2019 9 30	2018 12 31
	21,902,281,589.46	19,292,774,747.79
	783,620,411.85	1,213,116,491.46
	3,568,511,583.34	3,404,487,004.59
	668,903,792.02	863,739,020.74
	2,832,210,651.42	2,133,089,983.39
	152,432,010.49	198,577,632.43
	4,804,144,399.56	6,771,488,433.74
	5,671,647,640.06	4,007,503,281.86
	9,122,121,778.38	10,281,312,825.13
	49,353,441,846.09	47,967,511,788.70
	3,877,741,117.94	7,926,610,770.86
	631,018,808.70	484,674,282.77
	763,160,000.00	103,000,000.00
	4,693,663,472.02	4,844,993,039.62
	29,770,120,566.35	27,913,986,152.68
	9,792,251,992.31	11,871,350,821.55
	1,805,080,230.05	1,939,355,274.98
	5,969,626.57	5,969,626.57
	127,173,284.78	134,916,241.81
	811,119,510.65	603,873,698.62
	2,487,151,891.77	1,522,493,129.66

	54,764,450,501.14	57,351,223,039.12
	104,117,892,347.23	105,318,734,827.82
	44,411,584,724.66	40,227,945,361.89
	2,271,206,630.23	4,218,969,554.93
	3,504,666,567.82	4,150,228,644.66
	167,458,919.28	135,373,407.70
	414,935,438.62	451,651,198.64
	2,627,180,153.42	1,777,718,017.48
	152,427,875.76	226,788,777.59
	1,078,697,907.67	419,540,133.74
	5,295,745,735.86	7,216,305,771.01
	930,173,869.45	2,816,956,481.68
	60,701,649,947.01	61,414,688,571.73



	8,793,835,779.52	9,107,422,690.85
	24,484,857,440.77	25,048,731,454.79
	696,711,627.59	822,959,773.30
	25,181,569,068.36	25,871,691,228.09
	104,117,892,347.23	105,318,734,827.82

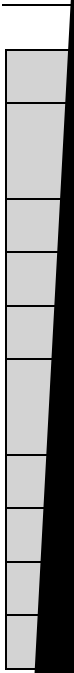
2

	2019 9 30	2018 12 31
	10,059,882,337.31	8,160,234,434.15
	110,992,047.81	436,662,187.80
	214,885,021.93	1,349,276,965.04
	1,229,473,417.10	1,584,388,551.00
	12,993,562,279.42	19,405,314,961.24
	77,237,795.30	77,257,506.25
	23,353,000.00	
	674,822,830.84	1,133,888,230.37
	116,840,878.41	140,126,157.18



	9,041,667,219.00	7,668,689,104.31
	10,806,174,171.79	10,595,836,030.46
	1,071,011,265.11	722,999,244.33
	3,239,026,611.09	3,299,778,982.47

3

--	--	--



4




93,493,353.35


“ ”	-62,041,562.05	-24,564,792.27
	11,070,851.80	268,363.50
	6,387,118.13	6,916,026.81
“ ”	-57,357,828.38	-31,212,455.58
	-17,381,871.64	-59,221,592.13
“ ”	-39,975,956.74	28,009,136.55
“ ”	-39,975,956.74	28,009,136.55
	-39,975,956.74	28,009,136.55

5

	22,014,178,363.64	23,492,768,818.05
	22,014,178,363.64	23,492,768,818.05
	20,892,416,331.43	20,685,327,112.35
	16,037,798,692.65	15,765,961,398.47
	192,036,292.08	197,549,747.01
	963,752,678.83	930,070,485.21
	808,517,752.24	725,799,621.03
	705,690,315.68	723,110,209.34
	2,184,620,599.95	2,342,835,651.29
	2,354,263,128.87	2,466,934,321.95
	304,096,729.01	240,596,355.69
	59,641,233.95	83,167,106.06
“ ”	166,312,098.33	185,650,350.16
	-8,655,474.08	-23,726,437.11
“ ”	-1,883,064.80	-23,973,841.55
“ ”	-261,549,886.93	-183,525,156.37
“ ”	82,790,921.68	



	31,340,628.12	57,455,929.28
	156,262,010.50	137,742,324.61
	257,448,680.43	233,936,154.40
	204,332,393.43	



Y 6577870 .5,

	2,396,322,956.55	4,533,450,472.56
--	------------------	------------------

8

	6,426,249,401.49	5,529,614,111.40
	1,296,334,093.23	2,427,573,406.75
	7,722,583,494.72	7,957,187,518.15
	1,643,706,437.55	1,963,218,833.84
	339,620,688.18	200,690,526.30
	145,658,208.00	286,150,551.10
	815,945,979.17	1,834,166,575.63
	2,929,433,306.90	4,382,826,487.17
	793,150,187.82	3,574,361,030.98
		2,350,000,000.00
		284,041,400.00
		260.70

	1,471,593,054.48	2,426,583,005.38
	8,479,116,872.45	13,496,703,811.58
	18,286,693,158.23	24,630,941,448.86
	-4,580,770,713.46	-3,617,948,303.99
	-3,844,637.47	-16,058,996.41
	90,615,414.27	244,814,846.41
	607,805,063.02	1,020,262,069.85
	698,420,477.29	1,265,076,916.26

1 2019

□

2 2019

□

□